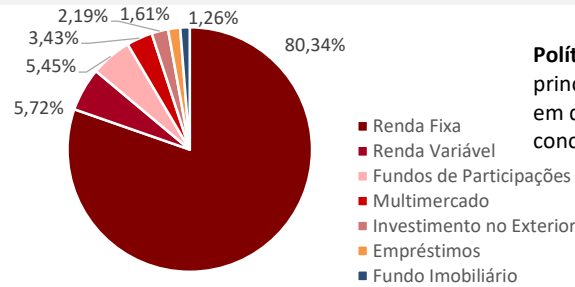


**Características**



**Política de Investimentos:** Investe os recursos, principalmente, em cotas de fundos que atuam em diversos mercados, sem o compromisso de concentração em fator de risco específico.

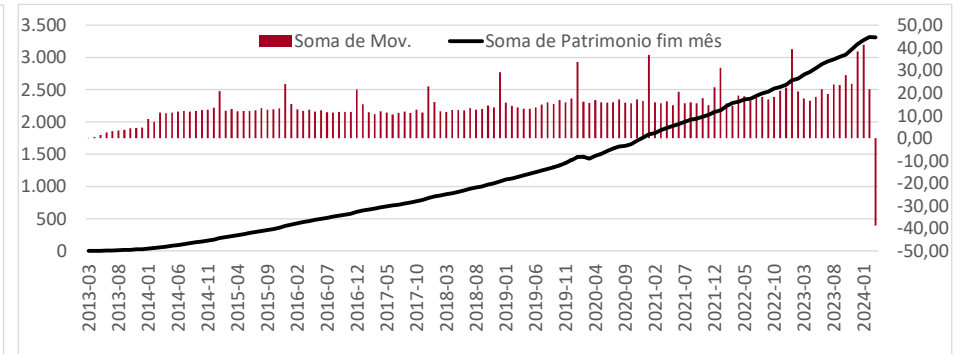
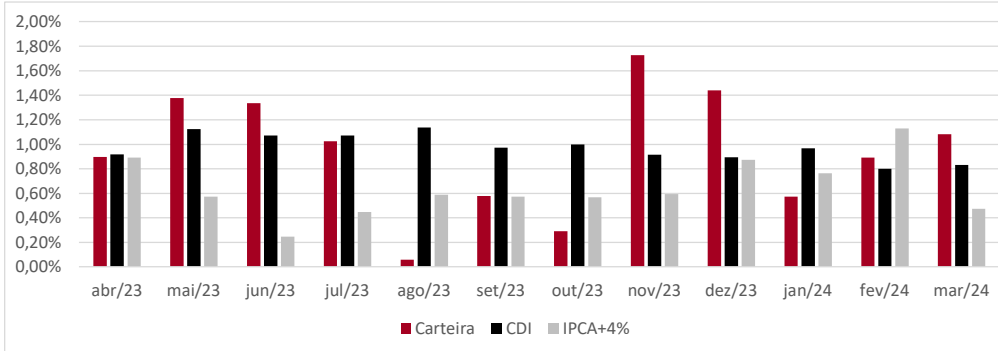
**Retorno (%)**

	Ano	12 meses	24 meses	36 meses	Início
Carteira	2,57%	11,86%	20,74%	33,37%	222,66%
CDI	2,62%	12,35%	27,28%	35,49%	164,74%
IPCA	1,42%	3,93%	8,76%	21,05%	87,62%
IPCA+4%	2,38%	8,00%	17,54%	36,06%	209,65%
IMA-B5	2,06%	9,62%	21,01%	31,56%	204,04%
Poupança	1,64%	7,60%	16,54%	21,59%	90,32%
IBOVESPA	-4,53%	25,74%	6,76%	9,84%	118,82%
MSCI Europe	7,93%	9,21%	15,62%	-2,73%	259,07%

\* cf. MP 567/12

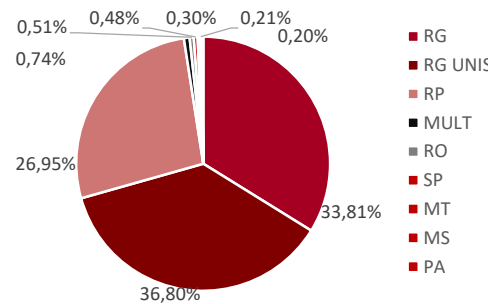
**Gráficos**

**Retorno Mensal - Últimos 12 meses**

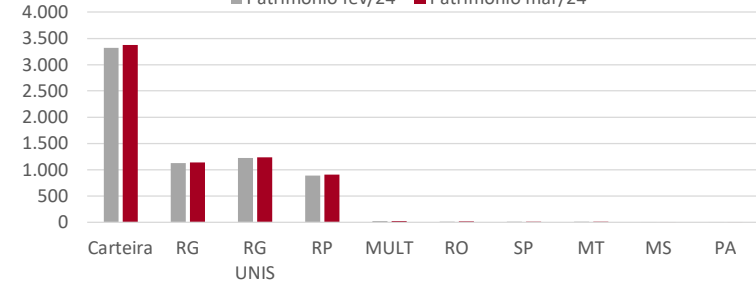


**Carteira**

	Patrimônio fev/24	Patrimônio mar/24
<b>Carteira</b>	<b>3.319,07</b>	<b>3.370,04</b>
RG	1.128,46	1.139,35
RG UNIS	1.223,26	1.240,33
RP	888,44	908,12
MULT	24,45	25,07
RO	16,29	17,03
SP	15,24	16,05
MT	9,39	9,99
MS	6,94	7,22
PA	6,59	6,90



Patrimônio fev/24 Patrimônio mar/24



Retorno Mensal (%)	mar/24	fev/24	jan/24	dez/23	nov/23	out/23	set/23	ago/23	jul/23	jun/23	mai/23	abr/23
Carteira	1,08%	0,89%	0,57%	1,44%	1,73%	0,29%	0,58%	0,06%	1,02%	1,34%	1,38%	0,90%
CDI	0,83%	0,80%	0,97%	0,89%	0,92%	1,00%	0,97%	1,14%	1,07%	1,07%	1,12%	0,92%
IPCA	0,16%	0,83%	0,42%	0,56%	0,28%	0,24%	0,26%	0,23%	0,12%	-0,08%	0,23%	0,61%
IPCA+4%	0,47%	1,13%	0,76%	0,87%	0,59%	0,57%	0,57%	0,59%	0,45%	0,25%	0,57%	0,89%
IMA-B5	0,77%	0,59%	0,68%	1,46%	1,80%	-0,31%	0,13%	0,61%	0,97%	1,05%	0,57%	0,90%
Poupança	0,53%	0,51%	0,59%	0,57%	0,58%	0,61%	0,61%	0,72%	0,66%	0,68%	0,72%	0,58%
IBOVESPA	-0,71%	0,99%	-4,79%	5,38%	12,54%	-2,94%	0,71%	-5,09%	3,27%	9,00%	3,74%	2,50%
MSCI Europe	3,58%	2,01%	2,14%	2,93%	7,03%	-2,84%	-2,37%	-0,59%	1,32%	-1,05%	-4,74%	1,99%

**Composição da Carteira**
**Retorno Nominal em % | Retorno Relativo ao índice de referência**

Performance dos Fundos em Carteira			Mês		Ano		12 meses		Início do investimento		Patrimônio		
Nome	Índice ref.	% PL	Início	Nominal	Relativo	Nominal	Relativo	Nominal	Relativo	Nominal	Relativo	Volatilidade	R\$ milhões
Bela Cintra FI RF	CDI	33,32%	13/nov/13	0,84%	101,50%	2,61%	99,65%	11,04%	89,36%	225,24%	149,18%	0,50%	R\$ 1.123,00
Itaú Soberano RF Simples LP FICFI	CDI	9,59%	02/set/19	0,83%	99,59%	2,61%	99,54%	12,45%	100,79%	41,52%	98,26%	0,06%	R\$ 323,10
Itaú Inst Global Dinâmico RF	CDI	7,78%	20/fev/20	0,63%	76,33%	2,06%	78,66%	11,48%	92,96%	40,91%	104,75%	0,84%	R\$ 262,26
Itaú Institucional Optimus RF LP FICFI	CDI	6,57%	29/abr/22	0,95%	114,09%	2,55%	97,11%	11,87%	96,12%	25,23%	96,20%	0,48%	R\$ 221,43
Capitânia Premium FIC FIRF CP LP	CDI	4,67%	04/jun/21	1,05%	125,73%	3,54%	134,90%	13,53%	109,55%	36,33%	104,45%	0,83%	R\$ 157,29
Itaú Inst BOV11 FIC FIA	Ibovespa	4,51%	04/ago/23	-0,82%	115,63%	-4,55%	100,44%	7,48%	104,01%	104,01%	15,57%	15,57%	R\$ 151,84
Itaú Inst RF Inflação 5 FICFI	IMA-B5	3,93%	19/jun/19	0,75%	97,92%	2,01%	97,63%	9,52%	98,93%	49,39%	97,31%	1,68%	R\$ 132,34
BTGP Economia Real FIP Multi	IPCA+6,5%	3,77%	19/out/20	4,56%	688,97%	4,20%	141,26%	3,72%	35,29%	112,32%	196,05%		R\$ 127,09
Itaú Institucionais Legend RF LP Fc	CDI	3,56%	02/out/19	1,01%	120,87%	2,64%	100,76%	12,07%	97,71%	47,44%	114,12%	1,71%	R\$ 120,12
Capitânia Reit Inst Fc FIM CP	CDI	2,24%	25/jun/19	0,78%	94,18%	2,28%	86,90%	19,14%	155,00%	53,17%	121,05%	2,87%	R\$ 75,41
Vot Allianzgi Euro Eq Growth FIM IE	MSCI Europe	2,19%	22/mai/19	2,49%	69,50%	10,06%	126,81%	15,07%	163,62%	82,79%	134,43%	16,26%	R\$ 73,91
BNP Paribas Cred Inst FICFI RF CP LP	CDI	1,73%	11/out/23	0,91%	109,63%	2,89%	110,32%			5,68%	110,66%	0,09%	R\$ 58,46
Carteira de Empréstimos	CDI	1,61%	05/dez/23	0,87%	105,16%	2,75%	104,87%			3,55%	104,56%		R\$ 54,27
MAG Renda Fixa FI	CDI	1,44%	13/set/23	0,91%	109,34%	2,83%	107,80%			6,51%	106,08%	0,19%	R\$ 48,47
BTG Pactual Créd Corp I FIOFI RF CP	CDI	1,42%	30/ago/21	1,11%	133,67%	3,81%	145,27%	17,00%	137,66%	38,32%	114,71%	0,40%	R\$ 47,99
Itaú Global Dinâmico Plus Mult FICFI	CDI	1,19%	19/jun/19	0,85%	102,54%	1,16%	44,08%	9,39%	76,06%	46,46%	105,52%	2,46%	R\$ 40,06
Bradesco Inst FIC FI RF IMA-B5	IMA-B5	1,05%	16/ago/23	0,74%	95,87%	1,97%	95,76%			4,82%	95,92%	1,69%	R\$ 35,37
BTG Pactual Explorer Inst FI RF LP	IPCA	1,04%	13/mar/24	0,71%	441,41%					0,21%	239,62%	1,17%	R\$ 35,15
Sul América Excellence FI RF CP	CDI	0,98%	24/jan/23	1,03%	123,93%	3,47%	132,48%			16,63%	110,82%	0,24%	R\$ 33,09
Sul America Cred Institucional ESG FI R	CDI	0,91%	21/jun/23	1,08%	129,29%	3,60%	137,52%			12,25%	131,51%	0,32%	R\$ 30,83
BTG Pactual Inv de Impacto FIP Mult	IPCA+6,5%	0,89%	30/ago/21	22,34%	3375,37%	22,18%	745,97%	19,47%	184,68%	33,61%	89,78%	23,82%	R\$ 30,04
AZ Quest Small Mid Caps Inst. FICFIA	Ibovespa	0,81%	09/jun/20	2,29%	-322,90%	0,89%	-19,54%	21,31%	82,81%	16,42%	50,67%	16,07%	R\$ 27,44
XP Corporate Light FI RF CP LP	CDI	0,66%	24/jan/23	1,12%	134,51%	3,23%	123,21%	14,49%	117,35%	16,19%	107,88%	0,25%	R\$ 22,37
Rio Bravo Renda Varejo FII	IFIX	0,64%	20/dez/23	0,92%	64,06%	2,40%	82,17%			3,48%	57,23%		R\$ 21,60
VBI Prime Properties FII	IFIX	0,62%	20/dez/23	-0,75%	-52,51%	0,38%	12,84%			2,30%	37,74%		R\$ 20,82
Santander RF IMA-B5 Premium FICFI	IMA-B5	0,60%	18/dez/23	0,75%	97,47%	1,99%	96,94%			2,50%	97,19%	1,68%	R\$ 20,18
BV Banks RF Crédito Privado FI	CDI	0,58%	10/nov/23	0,88%	106,19%	2,79%	106,59%			4,40%	105,86%	0,10%	R\$ 19,51
Itaú Institucional RF Referenciado DI	CDI	0,50%	15/fev/24	0,90%	108,61%					1,37%	109,21%	0,09%	R\$ 16,69
Spectra VI Institucional FIP Multiestrat	IPCA+8%	0,47%	31/mar/23	-4,86%	-628,19%	7,71%	232,05%	53,13%	440,22%	53,13%	440,22%		R\$ 15,82
Vinci Selection Equities FIA	Ibovespa	0,40%	30/nov/22	0,32%	-44,50%	-3,38%	74,65%	24,46%	95,01%	10,90%	78,51%	15,37%	R\$ 13,44
BTG Pactual Economia Real II FIPM CLF	IPCA+8%	0,17%	04/mai/23	-2,38%	-307,63%	-6,87%	-206,77%			-22,37%	-210,20%		R\$ 5,83
Pátria Private Equity Fund VII Feeder Ir	IPCA	0,14%	28/set/23	4,70%	2937,46%	2,15%	151,56%			1,17%	46,35%		R\$ 4,83

**Patrimônio Total: R\$ 3.370,04**